

SET-UP SHEET

XRAY NT1

RACE			
TRACK			
NAME			
CITY / COUNTRY			
CONTACT			

DATE	TEMPERATURE / °F or °C	AIR	TRACK
-------------	------------------------	-----	-------

QUALIFYING POSITION	BEST LAPTIME / sec	FINAL POSITION	LAPS	RACE LENGTH / minutes
---------------------	--------------------	----------------	------	-----------------------

TRACK CONDITION	<input type="checkbox"/> SMOOTH	<input type="checkbox"/> MEDIUM	<input type="checkbox"/> BUMPY
	<input type="checkbox"/> TECHNICAL	<input type="checkbox"/> MIXED	<input type="checkbox"/> FAST
TRACTION	<input type="checkbox"/> LOW	<input type="checkbox"/> MEDIUM	<input type="checkbox"/> HIGH

FRONT	DIFF	REAR
	GEAR DIFF. OIL/cSt (K)	

ONE WAY DIFFERENTIAL	<input type="checkbox"/> YES
SOLID ONE WAY DIFF.	<input type="checkbox"/> YES
SOLID AXLE	<input type="checkbox"/> YES
SOLID AXLE	<input type="checkbox"/> YES

BALL DIFFERENTIAL

<input type="checkbox"/> LOOSE	<input type="checkbox"/> MEDIUM	<input type="checkbox"/> TIGHT	<input type="checkbox"/> LOOSE	<input type="checkbox"/> MEDIUM	<input type="checkbox"/> TIGHT
--------------------------------	---------------------------------	--------------------------------	--------------------------------	---------------------------------	--------------------------------

GEARING

PINION	1ST 15 <input type="checkbox"/> 16 <input type="checkbox"/> 17 <input type="checkbox"/> 18 <input type="checkbox"/>	SPUR	1ST 57 <input type="checkbox"/> 58 <input type="checkbox"/> 59 <input type="checkbox"/> 60 <input type="checkbox"/>
	2ND 20 <input type="checkbox"/> 21 <input type="checkbox"/> 22 <input type="checkbox"/> 23 <input type="checkbox"/>		2ND 53 <input type="checkbox"/> 54 <input type="checkbox"/> 55 <input type="checkbox"/>

PULLEY	25 <input type="checkbox"/> 26 <input type="checkbox"/>	RATIO 1ST	RATIO 2ND
---------------	---------------------------------------------------------	------------------	------------------

FRONT	SHOCKS	REAR
	SPRING	
	OIL / cSt	
	REBOUND %	
	MEMBRANE	
<input type="checkbox"/> YES	<input type="checkbox"/> NO	FOAM INSERTS
<input type="checkbox"/> PLASTIC	<input type="checkbox"/> ALU	SHOCK BODY
<input type="checkbox"/> YES	<input type="checkbox"/> NO	ADJUSTABLE PISTONS
		HOLE IN PISTON /mm

HOLES IN PISTON

<input type="radio"/> OPENED	<input type="radio"/> CLOSED
------------------------------	------------------------------

FRONT	ANTI-ROLL BAR	REAR
<input type="checkbox"/> 0°	<input type="checkbox"/> 30°	<input type="checkbox"/> 0°
<input type="checkbox"/> 45°	<input type="checkbox"/> 60°	<input type="checkbox"/> 30°
<input type="checkbox"/> 90°	<input type="checkbox"/> 90°	<input type="checkbox"/> 45°
<input type="checkbox"/> NO	<input type="checkbox"/>	<input type="checkbox"/>
	WIRE /mm	

FRONT	TIRES	REAR
LEFT	RIGHT	LEFT
	MANUFACTURER	RIGHT
	SHORE / deg°	
	DIAMETER / mm	
	5 MIN. WEAR /mm	
	RUBBER TIRES	
	INSERT	

ENGINE

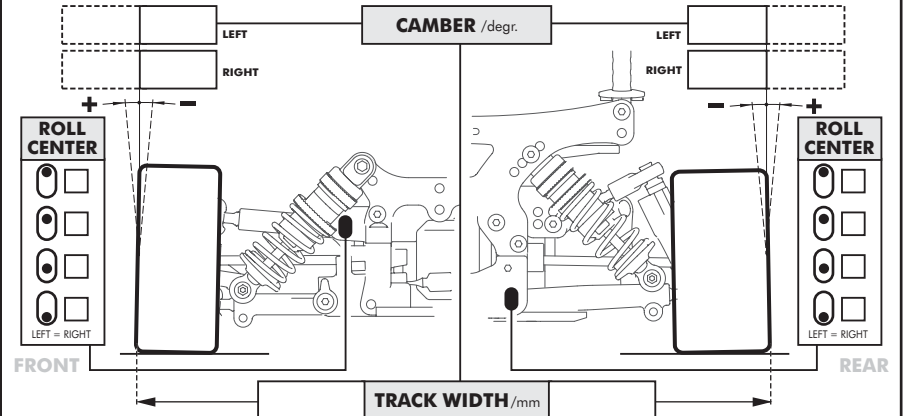
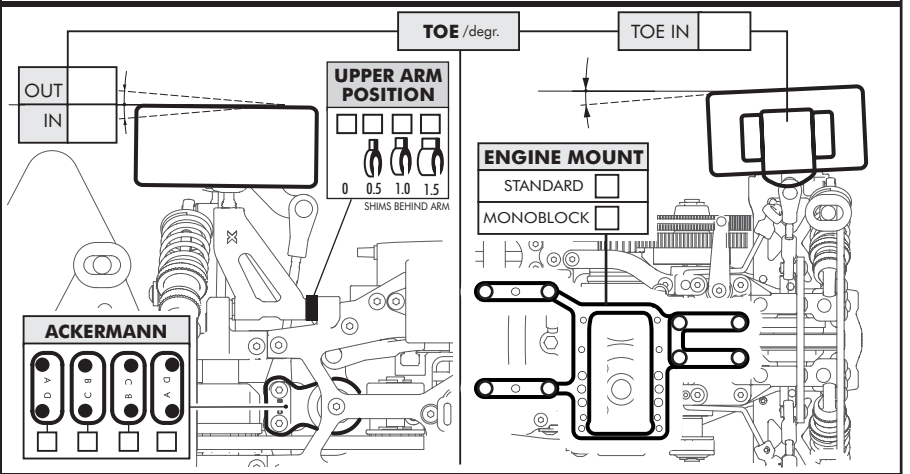
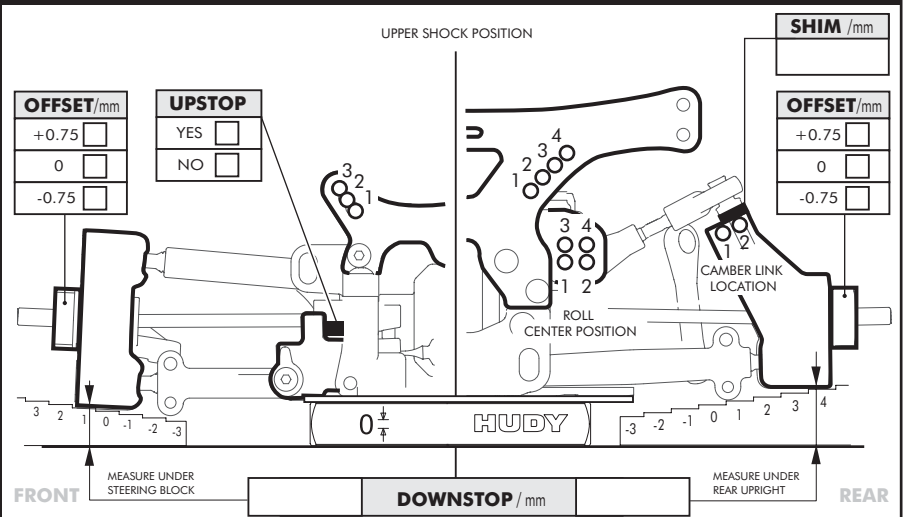
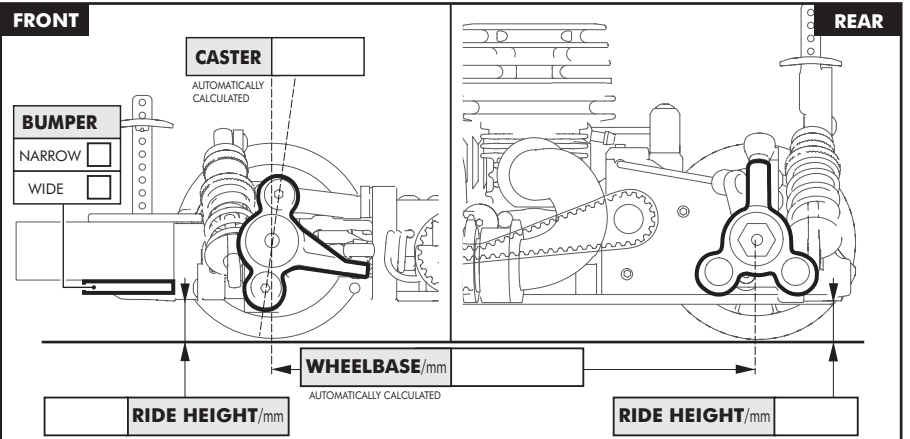
ENGINE	
CARB. DIA /mm	HEAD SHIM /mm
MUFFLER	FUEL

CLUTCH / BRAKE

FLYWHEEL	<input type="checkbox"/> STANDARD	OTHER
CLUTCH FLYWEIGHTS	<input type="checkbox"/> STANDARD	OTHER
CLUTCH SHOE	<input type="checkbox"/> WHITE	<input type="checkbox"/> YELLOW
CLEARANCE /mm	CLUTCH SPRING	<input type="checkbox"/> STANDARD
BRAKE PAD	ADJ. NUT /mm	
BRAKE SETTING %		

BODY

WING HEIGHT	WING POSITION	WING ANGLE
-------------	---------------	------------



COMMENTS